


My Little Secret

To Learn Alphabet

This book belongs to:

Author
Rania A. Faqusah



Grade

K1

Student Book



For the teachers and the parents

About this Book

The goal of this phonics book is to help children learn the alphabetic principle, the idea that letters represent the sounds of spoken language — and that there is an organized, logical, and predictable relationship between written letters and spoken sounds.

Learning that there are predictable relationships between sounds and letters allows children to apply these relationships to both familiar and unfamiliar words and to begin to read with fluency.

Learning step 1

Children are taught letters sounds in Reception. This involves thinking about what sound a word starts with, saying the sound out loud and then recognising how that sound is represented by a letter. The aim is for children to be able to see a letter and then say the sound it represents out loud. This is called deciding.

Learning step 2

Children then need to go from saying the individual sounds of each letter, to being able to blend the sounds and say the whole word. This can be a big step for many children and takes time. While children are learning to say the sounds of letters out loud, they will also begin to learn to write these letters.

Outcomes



By the end of K1 students should be able to:

- Hold a book right side up and turn pages in the correct direction.
- Start at the top of the page, move from left to right and use return sweep until they get to the bottom.
- Say words that all begin with the same sound.
- Identify the beginning and ending sounds of a spoken word.
- Identify the upper and lower case letters of the alphabet.
- Say the sounds of the letters in the alphabet.
- Print the alphabet in both capital and lowercase letters.
- Read emergent-reader text with purpose and understanding.

Index

Tracing Lines	4 - 6	Letter Oo	64
Alphabet Song	7	Exercises	65 - 66
Letter Mm	8	Art	67
Exercises	9-10	Letter Ll	68
Art	11	Exercises	69 - 70
Letter Tt	12	Art	71
Exercises	13 - 14	Letter Ee	72
Art	15	Exercises	73 - 74
Letter Aa	16	Art	75
Exercises	17 - 18	Letter Jj	76
Art	19	Exercises	77 - 78
Letter Ss	20	Art	79
Exercises	21 - 22	Letter Ii	80
Art	23	Exercises	81 - 82
Letter Ff	24	Art	83
Exercises	25 - 26	Letter Kk	84
Art	27	Exercises	85 - 86
Letter Cc	28	Art	87
Exercises	29 - 30	Letter Xx	88
Art	31	Exercises	89 - 90
Letter Hh	32	Art	91
Exercises	33 - 34	Letter Vv	92
Art	35	Exercises	93 - 94
Letter Rr	36	Art	95
Exercises	37 - 38	Letter Yy	96
Art	39	Exercises	97 - 98
Letter Pp	40	Art	99
Exercises	41 - 42	Letter Qq	100
Art	43	Exercises	101 - 102
Letter Nn	44	Art	103
Exercises	45 - 46	Letter Ww	104
Art	47	Exercises	105 - 106
Letter Bb	48	Art	107
Exercises	49 - 50	Letter Zz	108
Art	51	Exercises	109 - 110
Letter Dd	52	Art	111
Exercises	53 - 54	Alphabet	112
Art	55		
Letter Uu	56		
Exercises	57 - 58		
Art	59		
Letter Gg	60		
Exercises	61 - 62		
Art	63		

● Tracing Lines



Letter Mm



Monkey



Milk



Moon

● Match the letter **Mm** to its correct picture.



Mm



● Color the pictures that begin with the letter **Mm**.



Monkey



Orange



Mouse

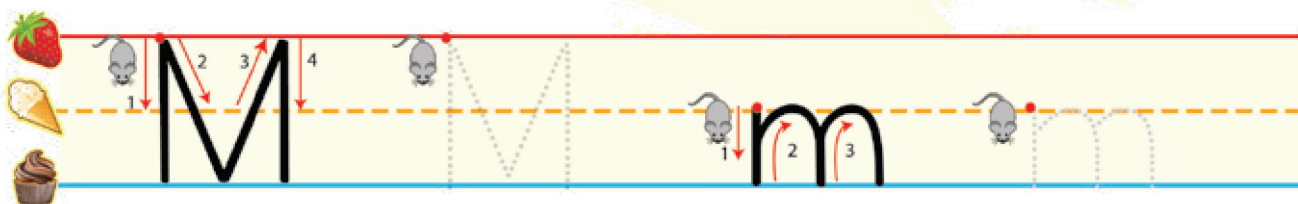
● Color.




Mouse

Mm

● Trace.



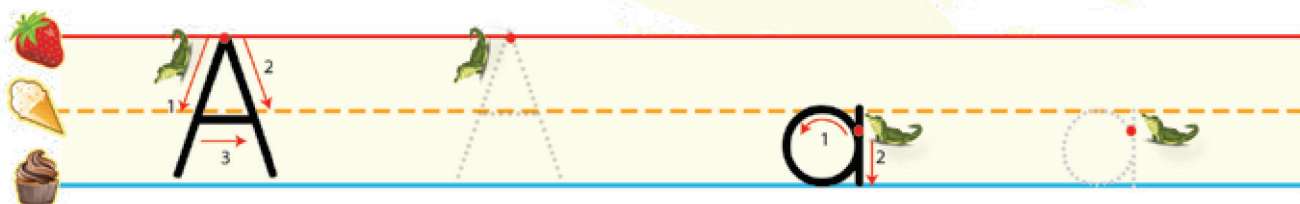
● Color.



Ant

Aa

● Trace.




● Match the letter **Ss** to its correct picture.




Ss




● Color the pictures that begin with the letter **Ss**.



Sun



Axe



Sandwich

