

My Little Secret

To Learn Alphabet.

This book belongs to:

.....

Author
Rania A. Faqusah



Grade

K1

Practice Book



For the teachers and the parents

About this Book

The goal of this phonics book is to help children learn the alphabetic principle, the idea that letters represent the sounds of spoken language — and that there is an organized, logical, and predictable relationship between written letters and spoken sounds.

Learning that there are predictable relationships between sounds and letters allows children to apply these relationships to both familiar and unfamiliar words and to begin to read with fluency.

Learning step 1

Children are taught letters sounds in Reception. This involves thinking about what sound a word starts with, saying the sound out loud and then recognising how that sound is represented by a letter. The aim is for children to be able to see a letter and then say the sound it represents out loud. This is called deciding.

Learning step 2

Children then need to go from saying the individual sounds of each letter, to being able to blend the sounds and say the whole word. This can be a big step for many children and takes time. While children are learning to say the sounds of letters out loud, they will also begin to learn to write these letters.

Outcomes

By the end of K1 students should be able to:

- Hold a book right side up and turn pages in the correct direction.
- Start at the top of the page, move from left to right and use return sweep until they get to the bottom.
- Say words that all begin with the same sound.
- Identify the beginning and ending sounds of a spoken word.
- Identify the upper and lower case letters of the alphabet.
- Say the sounds of the letters in the alphabet.
- Print the alphabet in both capital and lowercase letters.
- Read emergent-reader text with purpose and understanding.



Index


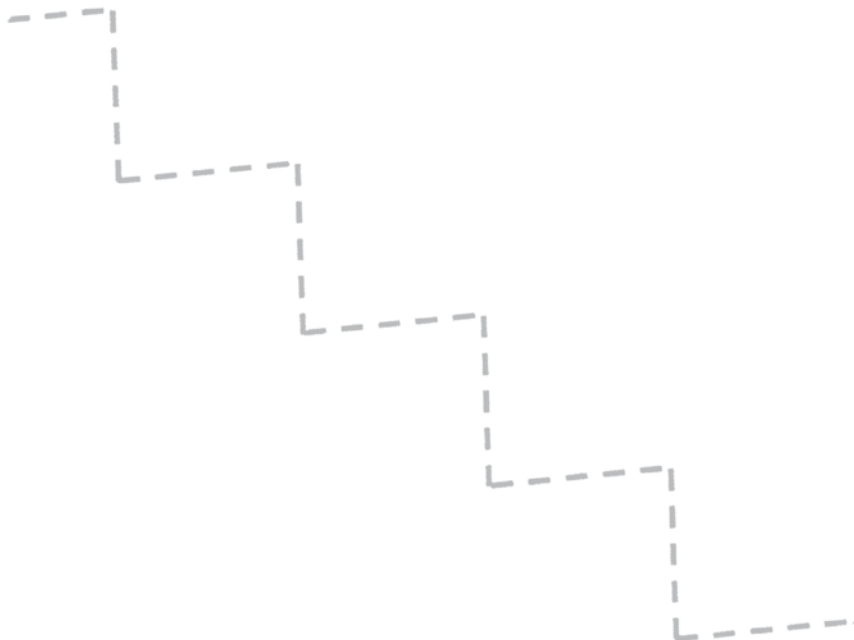
Tracing Lines	4 - 7	Letter Gg	64
Letter Mm	8	Exercises	65
Exercises	9	Art	66 - 67
Art	10-11	Letter Oo	68
Letter Tt	12	Exercises	69
Exercises	13	Art	70 - 71
Art	14- 15	Exercises	72 - 73
Letter Aa	16	Letter Ll	74
Exercises	17	Exercises	75
Art	18 - 19	Art	76 - 77
Letter Ss	20	Letter Ee	78
Exercises	21	Exercises	79
Art	22 - 23	Art	80 - 81
Letter Ff	24	Letter Jj	82
Exercises	25	Exercises	83
Art	26 - 27	Art	84 - 85
Exercises	28 - 29	Letter Ii	86
Letter Cc	30	Exercises	87
Exercises	31	Art	88 - 89
Art	32 - 33	Letter Kk	90
Letter Hh	34	Exercises	91
Exercises	35	Art	92 - 93
Art	36 - 37	Exercises	94 - 95
Letter Rr	38	Letter Xx	96
Exercises	39	Exercises	97
Art	40 - 41	Art	98 - 99
Letter Pp	42	Letter Vv	100
Exercises	43	Exercises	101
Art	44 - 45	Art	102 - 103
Letter Nn	46	Letter Yy	104
Exercises	47	Exercises	105
Art	48 - 49	Art	106 - 107
Exercises	50 - 51	Letter Qq	108
Letter Bb	52	Exercises	109
Exercises	53	Art	110 - 111
Art	54 - 55	Letter Ww	112
Letter Dd	56	Exercises	113
Exercises	57	Art	114 - 115
Art	58 - 59	Letter Zz	116
Letter Uu	60	Exercises	117
Exercises	61	Art	118 - 119
Art	62 - 63	Exercises	120 - 123
		Alphabet	124



● Trace the slide lines.



● Trace the zigzag lines.





art

S

S






art

F

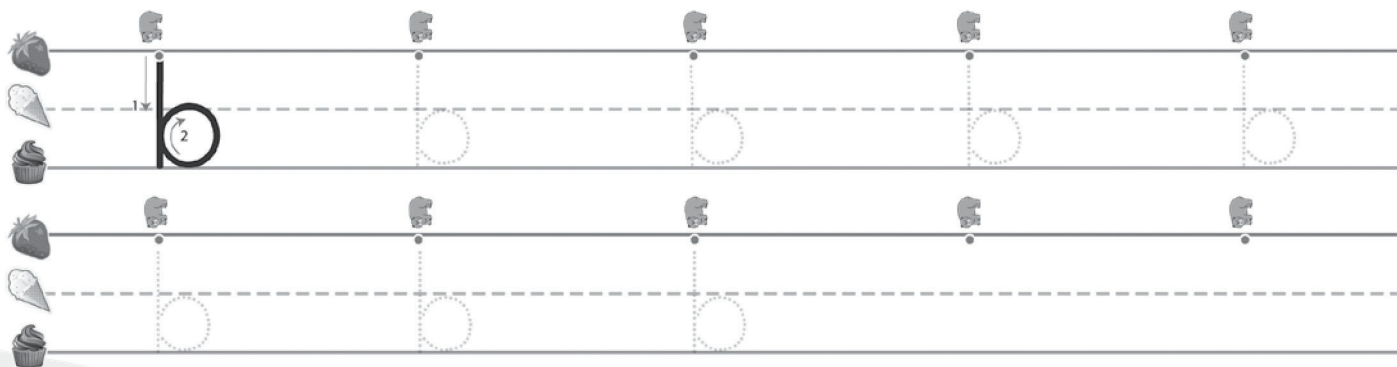
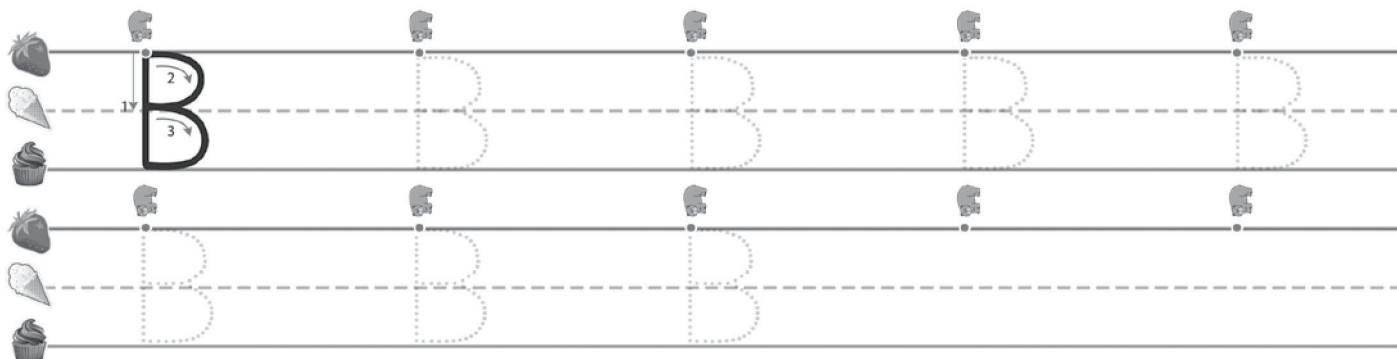
f




● Trace.




● Trace and write.



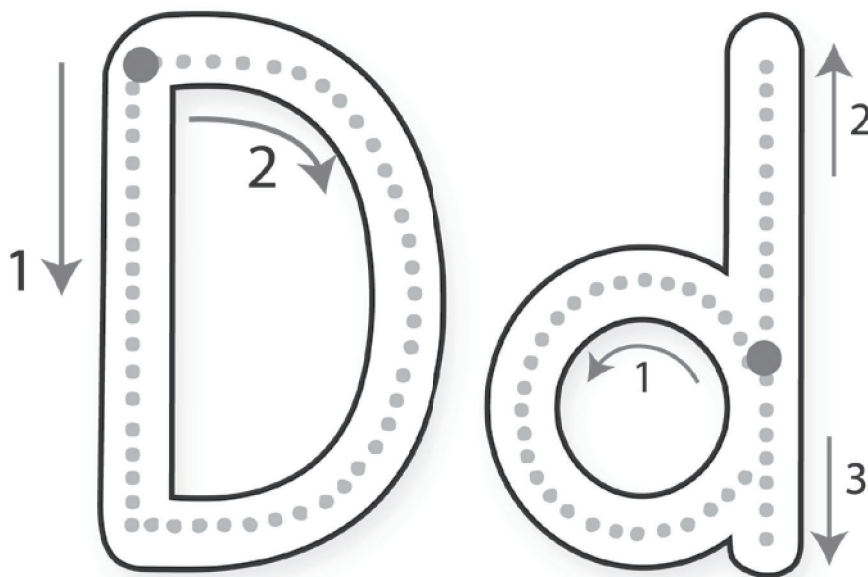
● Color the part that has the letter **Bb** and discover the picture.



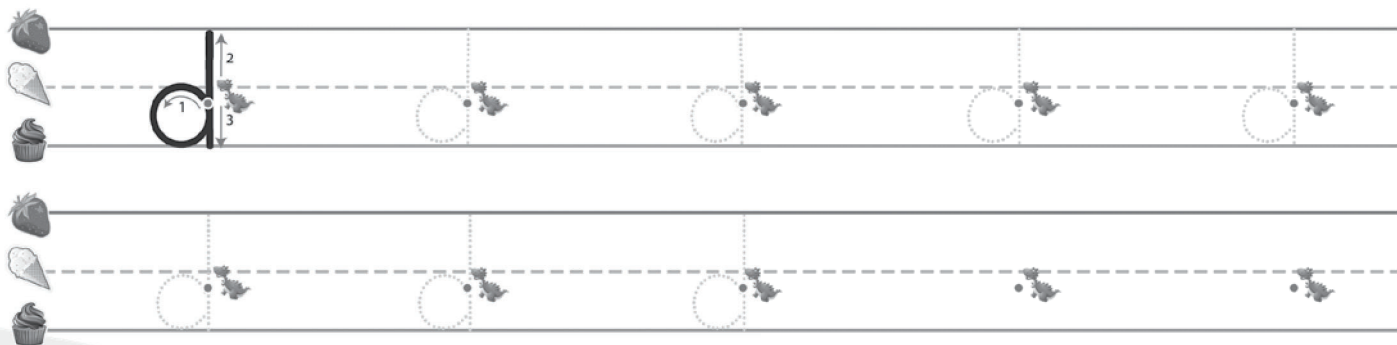
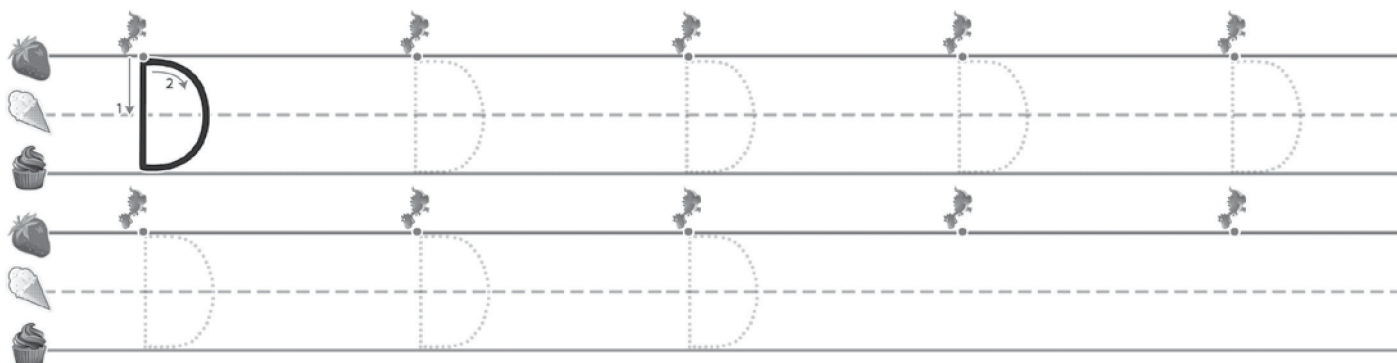
● Find and color the letter **Bb**.



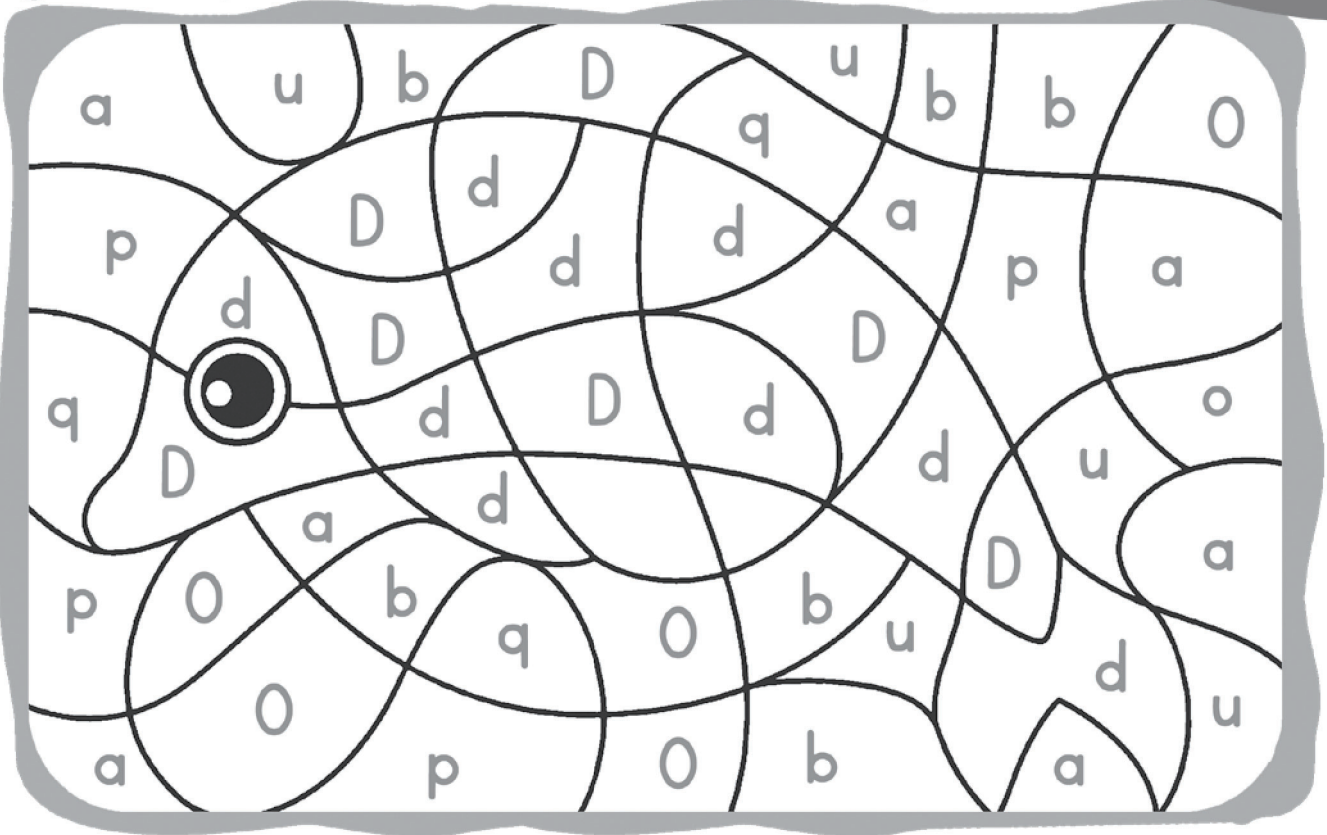
● Trace.



● Trace and write.



● Color the part that has the letter **Dd** and discover the picture.



● Find and color the letter **Dd**.

