


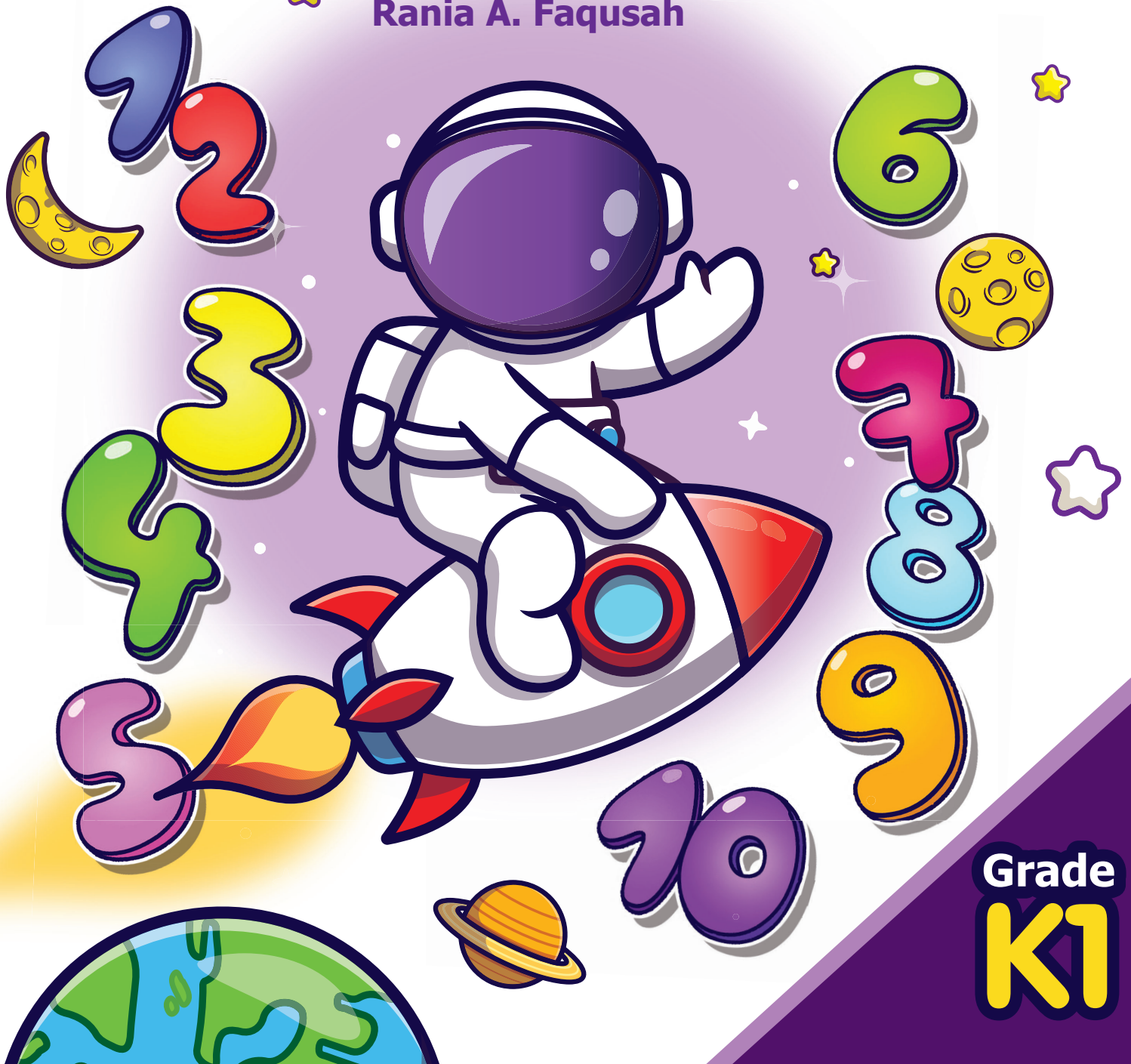
My Little Secret

To Learn Numbers



Author

Rania A. Faqusah



Grade
K1

Ketabi Asagheer for Publishing & Distributing
sales@ketabi.jo
www.ketabi.jo

Dar Al-Fiker Publishers & Distributers
info@daralfiker.com
www.daralfiker.com
Amman-Jordan

Tel.: +962 6 4621938
Fax: +962 6 4654761
P.O.Box: 183520 Amman11118 Jordan

My Little Secret to Learn Numbers
KG1

First Edition 2024 - 1446
Author: Rania A. Faqusah
Designed by: Banan center
Deposit no: 2437/5/2022
ISBN:978-9957-683-64-1
Printed By: Central Press



Ketabi for Publishing & Distributing
Dar al-Fiker for Publishing & Distributing




All rights reserved, no part of this publication may be reproduced, stored in a retrieval system, transmitted in any form, or by any means, electronic, mechanical, photocopying, recording, or otherwise, without the prior written permission of the publishers.

Shapes and colors

Color the second star the same color as the first.





1



one



Color the 1 finger.




Color the number 1.



Color 1 window.

1





Trace and write.

Three rows of handwriting practice lines (red top, dashed orange middle, blue bottom). Each row contains five dotted number '1's for tracing. To the left of each row are three small icons: a strawberry, an ice cream cone, and a cupcake.

10
Ten



Color the 10 fingers:




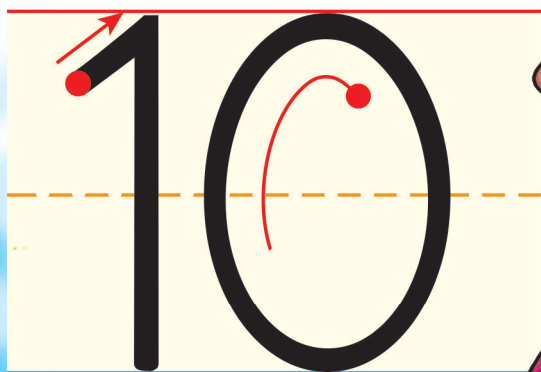
Color the number 10.



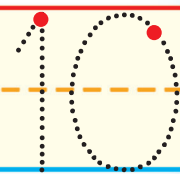
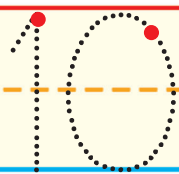
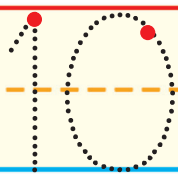
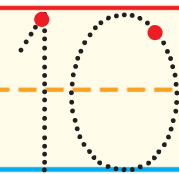
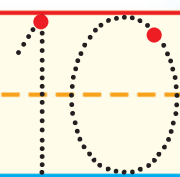
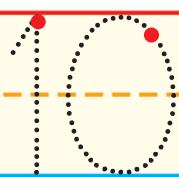
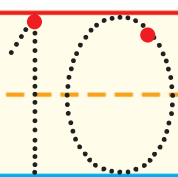
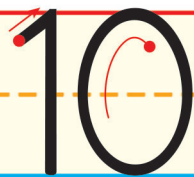
Color 10 hats.

10

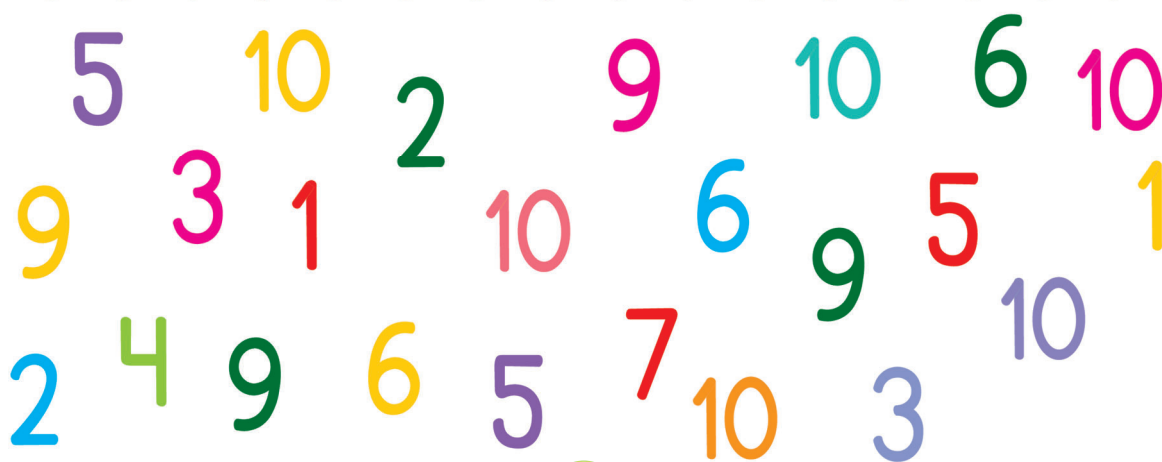




Trace and write.





Find and circle every 10.



Revision



Color the squares in each group according to the number provided and the same color. See the examples.

1  <div><div></div><div></div><div></div><div></div><div></div><div></div><div></div><div></div><div></div><div></div><div></div><div></div><div></div><div></div><div></div><div></div><div></div><div></div><div></div><div></div><div></div></div>	2  <div><div></div><div></div><div></div><div></div><div></div><div></div><div></div><div></div><div></div><div></div><div></div><div></div><div></div><div></div><div></div><div></div><div></div><div></div><div></div><div></div><div></div></div>	3 <div><div></div><div></div><div></div><div></div><div></div><div></div><div></div><div></div><div></div><div></div><div></div><div></div><div></div><div></div><div></div><div></div><div></div><div></div><div></div><div></div><div></div></div>	
4 <div><div></div><div></div><div></div><div></div><div></div><div></div><div></div><div></div><div></div><div></div><div></div><div></div><div></div><div></div><div></div><div></div><div></div><div></div><div></div><div></div><div></div></div>	5 <div><div></div><div></div><div></div><div></div><div></div><div></div><div></div><div></div><div></div><div></div><div></div><div></div><div></div><div></div><div></div><div></div><div></div><div></div><div></div><div></div><div></div></div>	6 <div><div></div><div></div><div></div><div></div><div></div><div></div><div></div><div></div><div></div><div></div><div></div><div></div><div></div><div></div><div></div><div></div><div></div><div></div><div></div><div></div><div></div></div>	
7 <div><div></div><div></div><div></div><div></div><div></div><div></div><div></div><div></div><div></div><div></div><div></div><div></div><div></div><div></div><div></div><div></div><div></div><div></div><div></div><div></div><div></div></div>	8 <div><div></div><div></div><div></div><div></div><div></div><div></div><div></div><div></div><div></div><div></div><div></div><div></div><div></div><div></div><div></div><div></div><div></div><div></div><div></div><div></div><div></div></div>	9 <div><div></div><div></div><div></div><div></div><div></div><div></div><div></div><div></div><div></div><div></div><div></div><div></div><div></div><div></div><div></div><div></div><div></div><div></div><div></div><div></div><div></div></div>	10 <div><div></div><div></div><div></div><div></div><div></div><div></div><div></div><div></div><div></div><div></div><div></div><div></div><div></div><div></div><div></div><div></div><div></div><div></div><div></div><div></div><div></div></div>






○ Subtraction ○



Subtract as in the example.

3  - minus 1  = equals 2

  - minus   = equals 

  - minus   = equals 

  - minus   = equals 