

My Little Secret

To Learn Alphabet



This book belongs to:

.....



Author
Rania A. Faqusah



Grade
Prek
Practice Book



For the teachers and the parents

About this Book

The goal of this phonics book is to help children learn the alphabetic principle, the idea that letters represent the sounds of spoken language — and that there is an organized, logical, and predictable relationship between written letters and spoken sounds.

Learning that there are predictable relationships between sounds and letters allows children to apply these relationships to both familiar and unfamiliar words and to begin to read with fluency.

Learning step 1:

Children are taught letters sounds in Reception. This involves thinking about what sound a word starts with, saying the sound out loud and then recognising how that sound is represented by a letter. The aim is for children to be able to see a letter and then say the sound it represents out loud. This is called deciding. This phonics program (My Little Secret) starts children off by learning the letters (s, a, t, n, m, p, c, r) first. This is because once they know each of those letter sounds, they can then be arranged into a variety of different words (for example: (sat, may, pat, nip, tan, rat, cat, etc.).

Learning step 2:

Children then need to go from saying the individual sounds of each letter, to being able to blend the sounds and say the whole word. This can be a big step for many children and takes time. While children are learning to say the sounds of letters out loud, they will also begin to learn to write these letters (encoding). They will be taught where they need to start with each letter and how the letters need to be formed in relation to each other. Children will usually focus on blending CVC words (consonant, vowel, consonant) words for some time. Examples of these are: mat, rip, cot, tip, sit, cut, ham, nod etc.

Outcomes

By the end of PreK students should be able to:

- Hold a book right side up and turn pages in the correct direction.
- Start at the top of the page, move from left to right and use return sweep until they get to the bottom.
- Say words that all begin with the same sound.
- Identify the beginning sounds of a spoken word.
- Say the sounds of the letters in the alphabet.
- Blend two three phonemes into recognizable words.(cat,him,sad,pot,etc.)

Index


Tracing lines	4-5
Letter A	6
Exercises.....	7-8
Letter B	9
Exercises.....	10 -11
Letter C	12
Exercises.....	13 - 14
Letter D	15
Exercises.....	16 - 17
Letter E	18
Exercises.....	19 - 20
Letter F	21
Exercises.....	22 - 23
Letter G	24
Exercises.....	25 - 26
Letter H	27
Exercises.....	28 - 29
Letter I	30
Exercises.....	31 - 32
Letter J	33
Exercises.....	34 - 35
Letter K	36
Exercises.....	37 - 38
Letter L	39
Exercises.....	40 - 41
Letter M	42
Exercises.....	43 - 44

Letter N	45
Exercises.....	46 - 47
Letter O	48
Exercises.....	49 - 50
Letter P	51
Exercises.....	52 - 53
Letter Q	54
Exercises.....	55 - 56
Letter R	57
Exercises.....	58 - 59
Letter S	60
Exercises.....	61 - 62
Letter T	63
Exercises.....	64 - 65
Letter U	66
Exercises.....	67 - 68
Letter Vv	69
Exercises.....	70 - 71
Letter W	72
Exercises.....	73 - 74
Letter X	75
Exercises.....	76 - 77
Letter Y	78
Exercises.....	79 - 80
Letter Z	81
Exercises.....	82 - 83
Alphabet	84


 Color the letter.



 Trace the letter.




 Circle the pictures that start with the letter **A**.



Donut




Apple



Ant




Key

 Circle only the letter **A**.

A Y B A M A S
W A P N A G A
X F A A Q A O



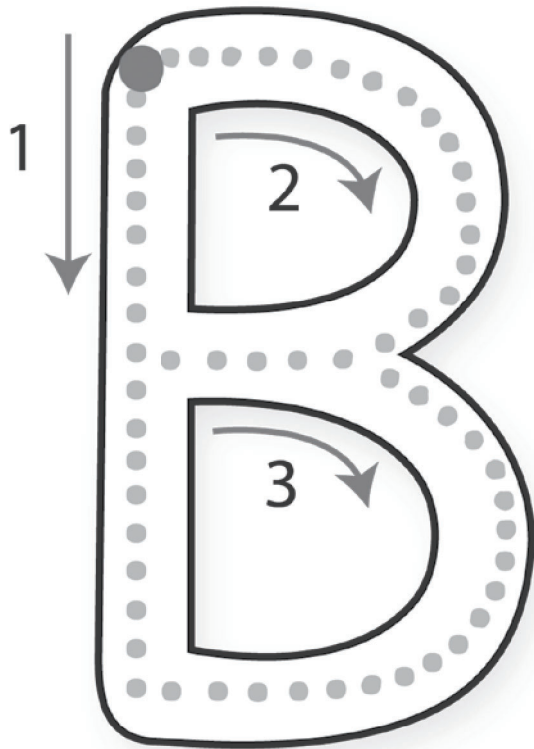
Color.



Apple



Trace.



Trace.






Color the letter.



Trace the letter.



Circle the pictures that start with the letter **C**.




Cow



Gift



Plane



Cat



Circle only the letter **C**.

Q

C

E

T

U

C

G

M

J

H

C

N

V

C

C

U

T

X

I

A

C